

MELINDA L. CASILLAS
TREASURER, TAX COLLECTOR
& PUBLIC ADMINISTRATOR
440 Fifth Street, Room 107
Hollister, CA 95023



OFFICE OF THE TAX COLLECTOR
(831) 636-4034 • Fax (831) 636-4383
propertytaxes@cosb.us

**OFFICE OF THE TREASURER
& PUBLIC ADMINISTRATOR**
(831) 636-4043 • Fax (831) 636-4014
treas-pa@cosb.us

COUNTY OF SAN BENITO

December 31, 2020

San Benito County Board of Supervisors;

Attached is the December 2020 San Benito County Treasurer's Office Portfolio Analysis. The Portfolio Analysis contains detailed information regarding the activity of the various banking and investment operations for the month of December 2020.

We did not have any new investments in December 2020. Investment decisions are made on the basis of short term needs and interest rates. As the political and pandemic concerns are still impacting our local treasury partners and country, we were mindful of these situations, and chose not to make any new investments at this time. Interest rates continue to be extremely low. Overnight funds offer the same rates as long-term (1-30 years) investments. Uncertainties due to local, State, and Federal funding streams makes investing riskier in our opinion.

We did not have any investments mature in December 2020. Due to the payments of property taxes we received in December, we increased our cash investments in CAMP and LAIF as these were better options for the County.

We deposited \$74,290,952.90 from Treasury agencies, of which \$48,017,378 was related to property taxes. The Treasury paid out a total of \$31,984,573.79.

December is not our typical month for deposits and bank balances. We receive the majority of property tax payments in December for the 1st installment. The Auditor also makes payments to the various districts from those property tax payments towards the end of the month. These payments amounted to \$17,531,623.91. We estimate cash flow needs as much of the County is on Holiday Closure. We place enough money in the operating account to cover all the outstanding checks in the system.

Should you have any further questions, please contact me by phone or email at mcasillas@cosb.us.

Sincerely,

A handwritten signature in blue ink, appearing to read "Melinda L. Casillas", is written over the "Sincerely," text.

Cc: Joe Paul Gonzalez, San Benito County Clerk, Recorder, Elections, Auditor
Krystal Lomanto, San Benito County Office of Education Superintendent

**SAN BENITO COUNTY
TREASURER'S DEPARTMENT
PORTFOLIO ANALYSIS
AS OF DECEMBER 31, 2020**

INVESTMENT TYPE	# of Investments	Par Value	Portfolio Investment %	Policy Investment %	In Compliance? **
Certificates of Deposits	4	\$ 55,000,000	22%	30%	YES
Commercial Paper	3	\$ 44,500,000	18%	40%	YES
Medium Term Notes	4	\$ 40,000,000	16%	30%	YES
Money Market		\$ 58,009	0%		
River City Bank***	1	\$ 577,453	0%		
CAMP	1	\$ 14,000,000	6%	100%	N/A
Interest		\$ 5,092	0%		N/A
LAIF	1	\$ 74,918,000	30%	100%	N/A
Interest		\$ 61,338	0%		
Wells Fargo	1	\$ 23,937,964	9%	N/A	
	15	\$ 253,057,857	100%		

** at the time of an investment purchase, %s are analyzed. The actual portfolio %s over time will vary.

DAYS TO MATURITY ANALYSIS	# of Investments	Par Value
Overnight	4	\$ 113,557,857
1st Quarter 2021	6	\$ 89,500,000
2nd Quarter 2021	2	\$ 25,000,000
3rd Quarter 2021	2	\$ 15,000,000
4th Quarter 2021	1	\$ 10,000,000
	15	\$ 253,057,857

INTEREST EARNED	AMOUNT
Certificates of Deposits Union Bank	\$ 9,844 61%
Commercial Paper** Union Bank	\$ 3,752 23%
Medium Term Notes Union Bank	\$ - 0%
Money Market Union Bank	\$ 0 N/A
River City Bank River City Bank	\$ 286 2%
CAMP CAMP	\$ 2,214 14%
LAIF LAIF	\$ - 0%
Wells Fargo Operating Account Wells Fargo	\$ - N/A
	\$ 16,096 100%

DECEMBER 2020 WEIGHTED AVG INTEREST EARNED 0.6827%
 QUARTER WEIGHTED AVG INTEREST EARNED 1.1066%
 FYTD 20/21 WEIGHTED AVG INTEREST EARNED 1.4051%

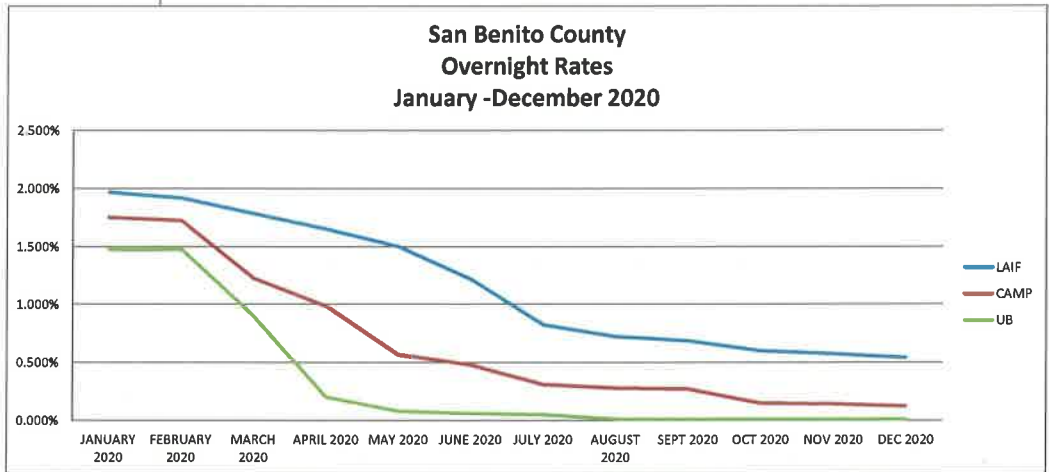
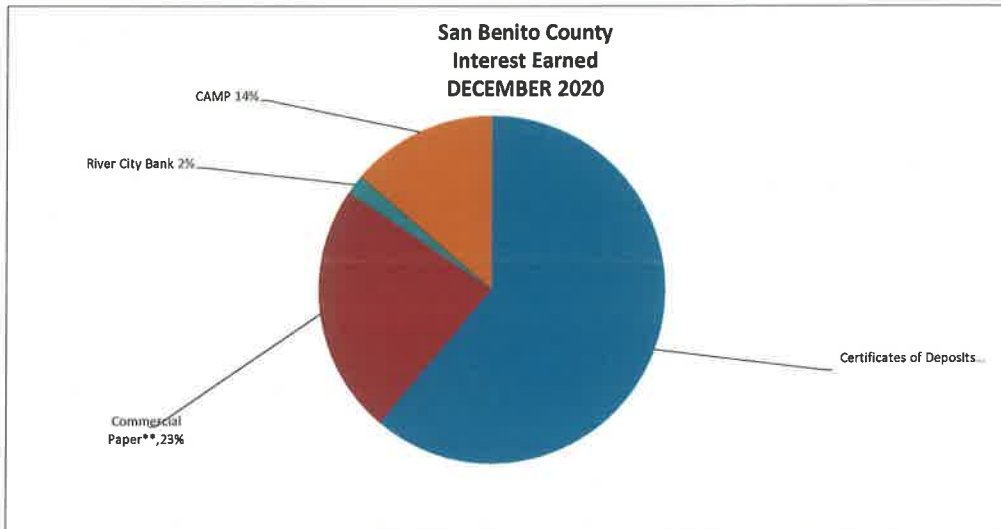
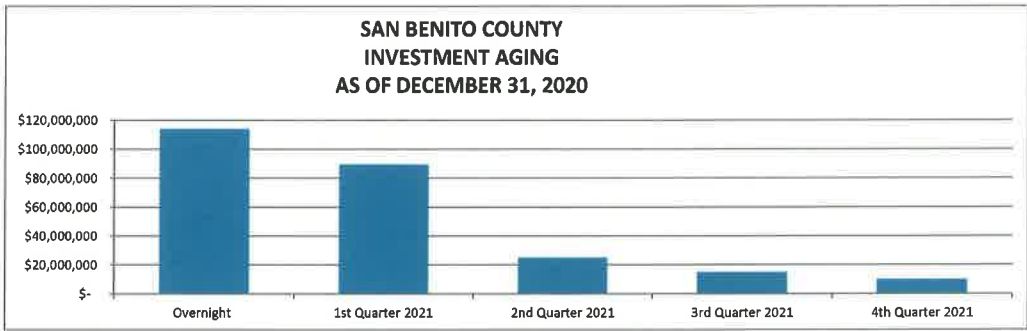
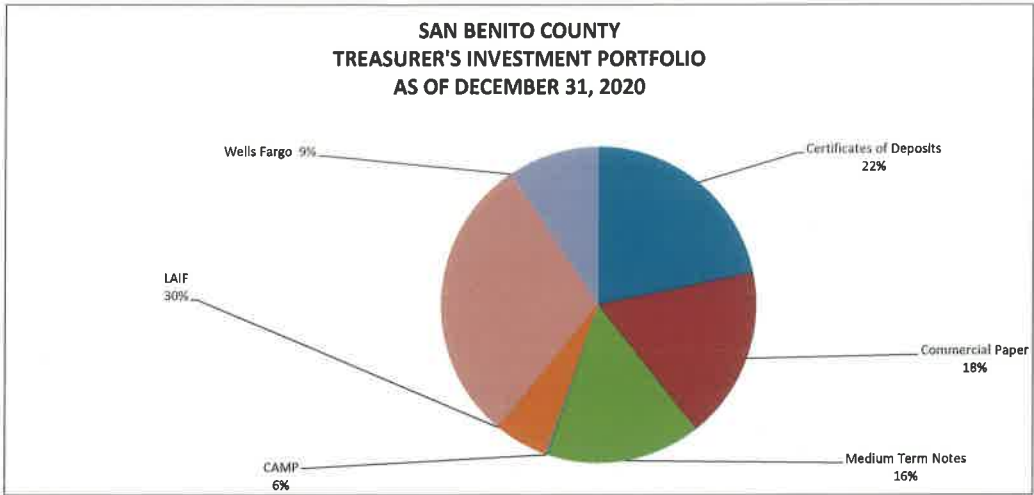
MATURITIES	INVESTMENT CATEGORY	DATE	Par Value	TIME HELD	ROI
No Maturities in December					

NEW INVESTMENTS	INVESTMENT CATEGORY	Par Value	MATURITY DATE
No New Investments in December			

TREASURY DETAILS - SEE ATTACHED


 Melinda L. Casillas, Treasurer/Tax Collector/Public Administrator

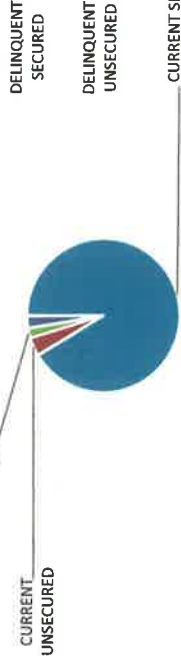
2/5/21
 Date




SAN BENITO COUNTY
PROPERTY TAX COLLECTIONS - BASE TAX ONLY
FY 2020-2021
AS OF DECEMBER 31, 2020

TYPE	TOTAL		1ST INSTALLMENT		%
	CHARGED	COLLECTED	CHARGED	COLLECTED	
CURRENT SECURED	122,183,148	67,067,856	61,055,637	58,965,531	96.58%
CURRENT UNSECURED	5,222,230	4,993,313	5,222,230	4,993,313	95.62%
CURRENT SUPPLEMENTAL	2,825,409	1,309,167	1,364,276	768,355	56.32%
DELINQUENT SECURED	3,331,009	947,918			28.46%
DELINQUENT UNSECURED	244,722	23,775			9.72%

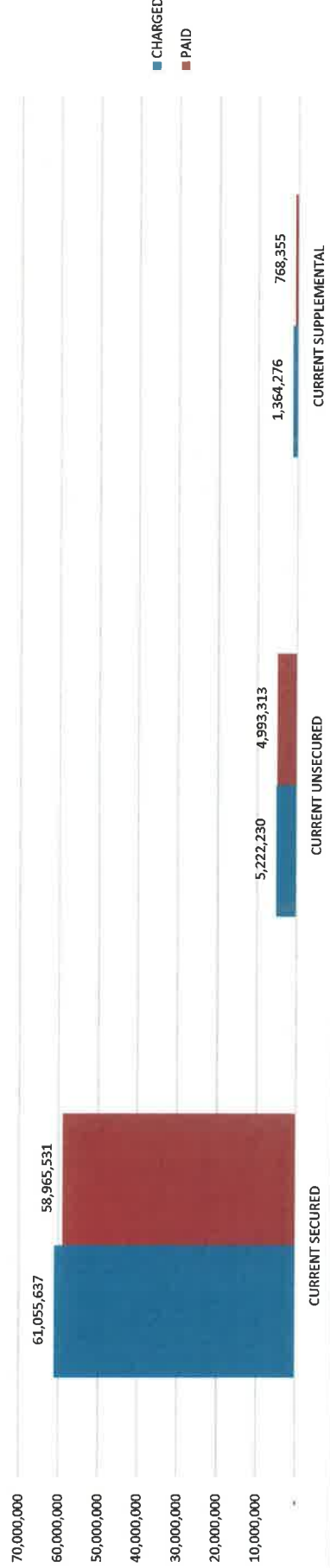
SAN BENITO COUNTY
TOTAL PROPERTY TAXES
2020-2021



SAN BENITO COUNTY
TOTAL PROPERTY TAXES INFORMATION
AS OF DEC 31, 2020



SAN BENITO COUNTY
1ST INSTALLMENT INFORMATION
AS OF DEC 31, 2020





SAN BENITO COUNTY
PORTFOLIO MANAGEMENT SUMMARY
December 31, 2020



STATEMENT OF COMPLIANCE AND AVAILABILITY: I hereby declare, that to the best of my knowledge, all investments held within the County Investment Pool meet the requisites of the government codes and the terms of the County Investment Policy and are valued currently within this report. Market valuations are provided by the County's Custody / Safekeeping Bank, Union Bank. Furthermore, the Investment Portfolio is structured in such a way that sufficient cash shall be available to meet the normal, projected cash needs of the County and the Investment Pool participants during the next six months.

Asset Class	Face Amount/Shares	Market Value	Book Value	% of Portfolio	YTM @ Cost	Days To Maturity
Certificate of Deposit - Negotiable	55,000,000.00	55,029,300.00	55,015,294.99	21.74	0.40	106
Commercial Paper - Discount	44,500,000.00	44,500,000.00	44,478,728.69	17.58	0.23	22
Managed Pool Accounts	88,984,430.72	88,984,430.72	88,984,430.72	35.17	0.47	1
Medium Term Notes	40,000,000.00	40,103,250.00	39,986,896.60	15.80	1.35	126
Money Market	24,573,426.24	24,573,426.24	24,573,426.24	9.71	0.01	1
Total / Average	253,057,856.96	253,190,406.96	253,038,777.24	100.00	0.51	47

Melinda Casillas 2/5/21
 Melinda Casillas, Treasurer-Tax Collector Date



San Benito County

Portfolio Holdings by Asset Class

All Portfolios

Date: 12/31/2020

Description CUSIP	Face Amount / Shares	Settlement Date YTM @ Cost	Cost Value Book Value	Market Price YTM @ Market	Market Value Accrued Interest	Unre. Gain/Loss	% Portfolio	Credit Rating	Days To Call/Maturity Duration To Maturity
Certificate of Deposit - Negotiable									
Credit Agricole YCD Var, Negotiable CD 8/9/2021		3/2/2020	10,011,000.00	100.08	10,008,400.00		3.95%	S&P-A1	221
22532XPA0	10,000,000.00	0.42	10,005,678.10	0.42	5,875.00		2,721.90	Moody's-P1	0
Credit Suisse FR YCD Var, Negotiable CD 1/29/2021		10/7/2020	20,010,615.72	100.02	20,003,400.00		7.91%	S&P-A1	29
22549LZZ1	20,000,000.00	0.37	20,002,886.73	0.37	411.11		513.27	Moody's-A1	0
Standard Chartered NY Floating YCD Var, Negotiable		9/25/2020	15,007,134.52	100.05	15,006,900.00		5.93%	S&P-A1	112
85325V6C9	15,000,000.00	0.32	15,004,062.24	0.32	944.27		2,837.76	Moody's-P1	0
Sumitomo Mitsui YCD Var, Negotiable CD 5/14/2021		12/12/2019	10,007,650.00	100.11	10,010,600.00		3.95%	S&P-A1	134
86565BZY0	10,000,000.00	0.57	10,002,667.92	0.57	7,413.75		7,932.08	Moody's-A	0
Sub Total Certificate of Deposit - Negotiable	55,000,000.00	0.40	55,036,400.24	0.40	55,029,300.00		21.74%		106
Commercial Paper - Discount									
Cedar Springs Capital Co. CP 0 1/5/2021		9/22/2020	14,991,250.05	100.00	15,000,000.00		5.92%	S&P-A1	5
15060XN57	15,000,000.00	0.20	14,991,250.05	0.00	0.00		8,749.95	Moody's-P1	0
Macquarie Bank Limited Var. Corp 2/24/2021		3/12/2020	14,977,128.86	100.00	15,000,000.00		5.93%	S&P-A1	55
55607NHH9	15,000,000.00	0.29	14,995,936.93	0.29	855.31		4,063.07	Moody's-P1	0
Versailles LLC CP 0 1/4/2021		9/21/2020	14,491,541.71	100.00	14,500,000.00		5.73%	S&P-A1	4
92512LN49	14,500,000.00	0.20	14,491,541.71	0.00	0.00		8,458.29	Moody's-P1	0
Sub Total Commercial Paper - Discount	44,500,000.00	0.23	44,459,920.62	0.10	44,500,000.00		17.58%		22
Managed Pool Accounts									
CAMP LGIP		4/7/2014	14,005,092.37	100.00	14,005,092.37		5.53%	None	1
CAMP4500	14,005,092.37	0.12	14,005,092.37	0.12			0.00	None	0
LAIF LGIP		6/30/2013	74,979,338.35	100.00	74,979,338.35		29.63%	None	1
LAIF5000	74,979,338.35	0.54	74,979,338.35	0.54			0.00	None	0



San Benito County Portfolio Holdings by Asset Class All Portfolios

Date: 12/31/2020

Description CUSIP	Face Amount / Shares	Settlement Date YTM @ Cost	Cost Value Book Value	Market Price YTM @ Market	Market Value Accrued Interest	% Portfolio Unre. Gain/Loss	Credit Rating Credit Rating	Days To Call/Maturity Duration To Maturity
Sub Total Managed Pool Accounts	88,984,430.72	0.47	88,984,430.72	0.47	88,984,430.72	35.16%		1
Medium Term Notes								
Australia & New Zealand Bank MTN Var. Corp 117		4/12/2019	10,120,820.00	100.74	10,074,000.00	3.97%	S&P-AA-	327
05252ACRO	10,000,000.00	1.08	10,046,128.98	1.08	11,427.76	27,871.02	Moody's-Aa3	0
Citibank NA Var. Corp 2/12/2021		4/1/2020	9,925,000.00	100.01	10,000,600.00	3.94%	S&P-A1	43
17325FAMO	10,000,000.00	0.56	9,978,233.44	0.56	7,671.63	22,366.56	Moody's-P1	0
National Australia BK MTN Var. Corp 7/12/2021		8/9/2017	5,096,160.00	100.50	5,024,900.00	1.98%	Moody's-Aa3	193
6325CDDF5	5,000,000.00	1.22	5,018,319.39	1.22	13,607.29	6,580.61	S&P-AA-	0
Royal Bank of Canada Var. Corp 1/25/2021		3/19/2020	14,810,815.39	100.03	15,003,750.00	5.91%	S&P-A	25
78013XX29	15,000,000.00	2.09	14,944,214.79	2.09	58,228.58	59,535.21	Moody's-A2	0
Sub Total Medium Term Notes	40,000,000.00	1.35	39,952,795.39	1.35	40,103,250.00	15.8%		126
Money Market								
River City Bank MM		7/1/2020	577,452.98	100.00	577,452.98	0.23%	NR	1
RCBMM	577,452.98	0.59	577,452.98	0.59		0.00	None	0
Union Bank of California MM		6/30/2013	58,008.88	100.00	58,008.88	0.02%	None	1
MM3920	58,008.88	0.01	58,008.88	0.01		0.00	None	0
Wells Fargo Cash		10/31/2016	23,937,964.38	100.00	23,937,964.38	9.46%	None	1
CASH4454	23,937,964.38	0.00	23,937,964.38	0.00		0.00	None	0
Sub Total Money Market	24,573,426.24	0.01	24,573,426.24	0.01	24,573,426.24	9.71%		1
TOTAL PORTFOLIO	253,057,856.96	0.51	253,038,777.24	0.49	253,190,406.96	100.00%		47
					106,434.70	151,629.72		0

San Benito County
 Transactions Summary
 MONTHLY Transaction Activity - by Action
 Group By: Action
 Portfolio / Report Group: All Portfolios
 Begin Date: 11/30/2020, End Date: 12/31/2020

Deposit	Description	CUSIP/Ticker	YTM @ Cost	Trade Date	Settlement Date	Maturity Date	Face Amount/Shares	Principal	Interest/Dividends	Total	Broker/Dealer	Custodian
	CAMP LGIP	CAMP4500	0.000	12/31/2020	12/31/2020	N/A	2,214.38	2,214.38	0.00	2,214.38	None	None
	CAMP LGIP	CAMP4500	0.000	12/16/2020	12/16/2020	N/A	700,000.00	700,000.00	0.00	700,000.00	None	None
	CAMP LGIP	CAMP4500	0.000	12/15/2020	12/15/2020	N/A	2,500,000.00	2,500,000.00	0.00	2,500,000.00	None	None
	CAMP LGIP	CAMP4500	0.000	12/14/2020	12/14/2020	N/A	4,000,000.00	4,000,000.00	0.00	4,000,000.00	None	None
	CAMP LGIP	CAMP4500	0.000	12/9/2020	12/9/2020	N/A	4,000,000.00	4,000,000.00	0.00	4,000,000.00	None	None
	CAMP LGIP	CAMP4500	0.000	12/8/2020	12/8/2020	N/A	7,000,000.00	7,000,000.00	0.00	7,000,000.00	None	None
	CAMP LGIP	CAMP4500	0.000	12/4/2020	12/4/2020	N/A	1,000,000.00	1,000,000.00	0.00	1,000,000.00	None	None
	CAMP LGIP	CAMP4500	0.000	12/2/2020	12/2/2020	N/A	1,500,000.00	1,500,000.00	0.00	1,500,000.00	None	None
	LAIF LGIP	LAIF5000	0.000	12/16/2020	12/16/2020	N/A	2,800,000.00	2,800,000.00	0.00	2,800,000.00	None	None
	LAIF LGIP	LAIF5000	0.000	12/11/2020	12/11/2020	N/A	1,500,000.00	1,500,000.00	0.00	1,500,000.00	None	None
	LAIF LGIP	LAIF5000	0.000	12/10/2020	12/10/2020	N/A	2,500,000.00	2,500,000.00	0.00	2,500,000.00	None	None
	LAIF LGIP	LAIF5000	0.000	12/9/2020	12/9/2020	N/A	8,000,000.00	8,000,000.00	0.00	8,000,000.00	None	None
	LAIF LGIP	LAIF5000	0.000	12/8/2020	12/8/2020	N/A	7,000,000.00	7,000,000.00	0.00	7,000,000.00	None	None
	LAIF LGIP	LAIF5000	0.000	12/1/2020	12/1/2020	N/A	4,000,000.00	4,000,000.00	0.00	4,000,000.00	None	None
	River City Bank MM	RCBCMM	0.000	12/31/2020	12/31/2020	N/A	285.82	285.82	0.00	285.82	None	None
	Union Bank of California MM	MM3920	0.000	12/28/2020	12/28/2020	N/A	3,751.62	3,751.62	0.00	3,751.62	None	None
	Union Bank of California MM	MM3920	0.000	12/23/2020	12/23/2020	N/A	3,933.12	3,933.12	0.00	3,933.12	None	None
	Union Bank of California MM	MM3920	0.000	12/4/2020	12/4/2020	N/A	5,911.12	5,911.12	0.00	5,911.12	None	None
	Union Bank of California MM	MM3920	0.000	12/1/2020	12/1/2020	N/A	0.19	0.19	0.00	0.19	None	None
	Wells FargoCash	CASH4454	0.000	12/31/2020	12/31/2020	N/A	23,937,964.38	23,937,964.38	0.00	23,937,964.38	None	None
	Sub Total / Average Deposit						70,454,060.63	70,454,060.63	0.00	70,454,060.63		
Interest												
	CAMP LGIP	CAMP4500	0.000	12/31/2020	12/31/2020	N/A	0.00	0.00	2,214.38	2,214.38	None	None
	Credit Suisse FR YCD Var. Negotiable CD 1/29/2021	225491ZZ1	0.000	12/4/2020	12/4/2020	1/29/2021	0.00	0.00	5,911.12	5,911.12	None	None
	Macquarie Bank Limited Var. Corp 2/24/2021	55607NHHK9	0.000	12/28/2020	12/28/2020	2/24/2021	0.00	0.00	3,751.62	3,751.62	None	None
	River City Bank MM	RCBCMM	0.000	12/31/2020	12/31/2020	N/A	0.00	0.00	285.82	285.82	None	None
	Standard Chartered NY Floating YCD Var. Negotiable	85325V6C9	0.000	12/23/2020	12/23/2020	4/22/2021	0.00	0.00	3,933.12	3,933.12	None	None
	Union Bank of California MM	MM3920	0.000	12/1/2020	12/1/2020	N/A	0.00	0.00	0.19	0.19	None	None

Description	CUSIP/Ticker	YTM @ Cost	Trade Date	Settlement Date	Maturity Date	Face Amount/Shares	Principal	Interest/Dividends	Total	Broker/Dealer	Custodian
Sub Total / Average Interest						0.00	0.00	16,096.25	16,096.25		
Withdraw											
CAMP LGIP	CAMP4500	0.000	12/23/2020	12/23/2020	N/A	12,000,000.00	12,000,000.00	0.00	12,000,000.00	None	None
CAMP LGIP	CAMP4500	0.000	12/21/2020	12/21/2020	N/A	3,500,000.00	3,500,000.00	0.00	3,500,000.00	None	None
CAMP LGIP	CAMP4500	0.000	12/18/2020	12/18/2020	N/A	5,000,000.00	5,000,000.00	0.00	5,000,000.00	None	None
Wells FargoCash	CASH4454	0.000	12/1/2020	12/1/2020	N/A	6,089,602.72	6,089,602.72	0.00	6,089,602.72	None	None
Sub Total / Average						26,589,602.72	26,589,602.72	0.00	26,589,602.72		
Withdraw											