

MELINDA L. CASILLAS
TREASURER, TAX COLLECTOR
& PUBLIC ADMINISTRATOR
440 Fifth Street, Room 107
Hollister, CA 95023



OFFICE OF THE TAX COLLECTOR
(831) 636-4034 • Fax (831) 636-4383
propertytaxes@cosb.us

**OFFICE OF THE TREASURER
& PUBLIC ADMINISTRATOR**
(831) 636-4043 • Fax (831) 636-4014
treas-pa@cosb.us

COUNTY OF SAN BENITO

June 30, 2021

San Benito County Board of Supervisors,

Attached is the June 2021 San Benito County Treasurer's Office Portfolio Analysis. The Portfolio Analysis contains detailed information regarding the activity of the various banking and investment operations for the month of June 2021.

We did not purchase any investments in June 2021.

We did not have any investments mature in June 2021.

We deposited \$47,254,051 from Treasury agencies and paid out a total of \$40,298,245. The excess between the deposits and amounts paid out were deposited into our CAMP (California Asset Management Pool) fund. We monitor funds in our operating account on a daily basis. Sometimes we need to transfer money into the operating account, and sometimes we have an excess in the operating account and move money to CAMP. Overall, during June we transferred more money into our CAMP fund.

We received the anticipated ARPA funds of \$6,000,000. Currently we are still maintaining a large overnight liquidity pool as we are moving into the end of the fiscal year and are expecting large year end expenditures. We also continue to keep the maximum allowed at LAIF as this is yielding the best short-term rate.

AS A LOOK AHEAD, this is our last report under the previous investment advisor. We started working with Chandler Asset Management beginning in July. We have met with them twice; once to start the analysis process, and secondly to discuss various strategy options. We expect to bring an updated Investment Policy to your Board in the near future. The updated policy will allow us to invest in additional types of opportunities available to us per California Code.

I have also attached fiscal year data for the Treasury and Tax Collector offices you might find interesting. It provides information regarding the activity and statistics for each office.

Should you have any further questions, please contact me by phone or email at mcasillas@cosb.us.

Sincerely,

A handwritten signature in blue ink, appearing to read "Melinda L. Casillas".

Cc: Joe Paul Gonzalez, San Benito County Clerk, Recorder, Elections, Auditor
Krystal Lomanto, San Benito County Office of Education Superintendent

**SAN BENITO COUNTY
TREASURER'S DEPARTMENT
PORTFOLIO ANALYSIS
AS OF JUNE 30, 2021**

INVESTMENT TYPE	# of Investments	Par Value	Portfolio Investment %	Policy Investment %	In Compliance? **
Certificates of Deposits	2	\$ 25,000,000	10%	30%	YES
Commercial Paper	3	\$ 50,000,000	21%	40%	YES
Medium Term Notes	4	\$ 59,229,000	25%	30%	YES
Money Market		\$ -	0%		
River City Bank***	1	\$ 578,653	0%		
CAMP	1	\$ 28,650,000	12%	100%	N/A
Interest		\$ 1,260	0%		
LAIF	1	\$ 74,918,000	31%	100%	N/A
Interest		\$ -	0%		
Wells Fargo	1	\$ 3,265,614	1%	N/A	
	13	\$ 241,642,527	100%		

** at the time of an investment purchase, %s are analyzed. The actual portfolio %s over time will vary.

DAYS TO MATURITY ANALYSIS	# of Investments	Par Value
Overnight	4	\$ 107,413,527
3rd Quarter 2021	3	\$ 30,000,000
4th Quarter 2021	4	\$ 65,000,000
1st Quarter 2022	1	\$ 15,000,000
2nd Quarter 2022	0	\$ -
3rd Quarter 2022	1	\$ 24,229,000
4th Quarter 2022	0	\$ -
	13	\$ 241,642,527

INTEREST EARNED	AMOUNT
Certificates of Deposits Union Bank	\$ - 0%
Commercial Paper** Union Bank	\$ - 0%
Medium Term Notes Union Bank	\$ - 0%
Money Market Union Bank	\$ 28 0%
River City Bank River City Bank	\$ 155 0%
CAMP CAMP	\$ 1,260 2%
LAIF LAIF April - June	\$ 61,205 98%
Wells Fargo Operating Account Wells Fargo	\$ - N/A
	\$ 62,648 100%

ACCRUED INTEREST

Nothing to report

AS OF 06/30/2021 OR AS CLOSE TO:

CAMP	0.050%	LAIF	0.330%
	0.4530%		
	1.0147%		

QUARTER WEIGHTED AVG INTEREST EARNED
FYTD 20/21 WEIGHTED AVG INTEREST EARNED

MATURITIES	INVESTMENT CATEGORY	DATE	Par Value	TIME HELD
No Activity to Report				

NEW INVESTMENTS	INVESTMENT CATEGORY	Par Value	MATURITY DATE
No Activity to Report			

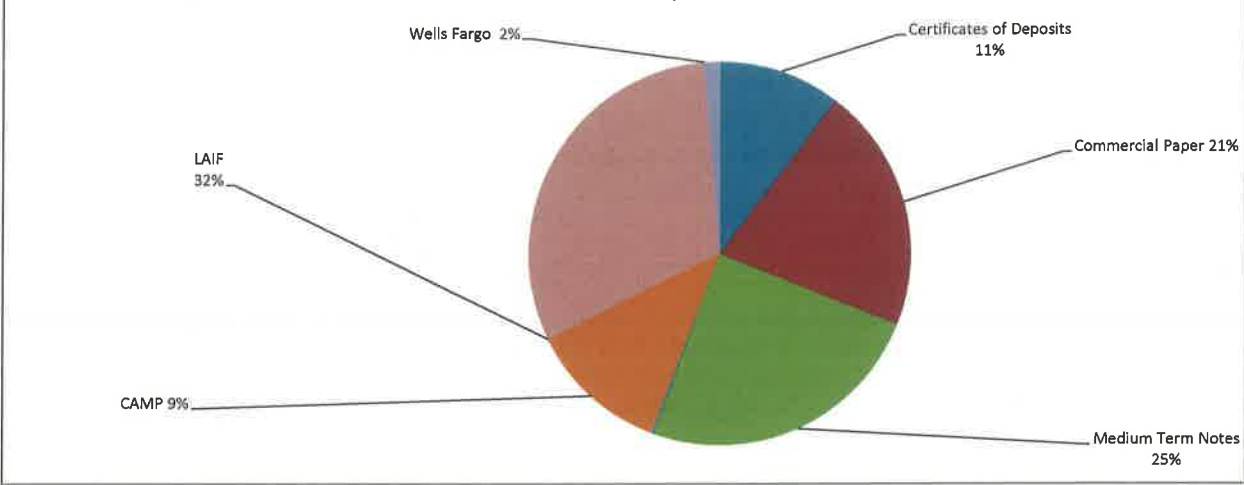
I certify funds are available to meet the pool's expenditures for the next six months.



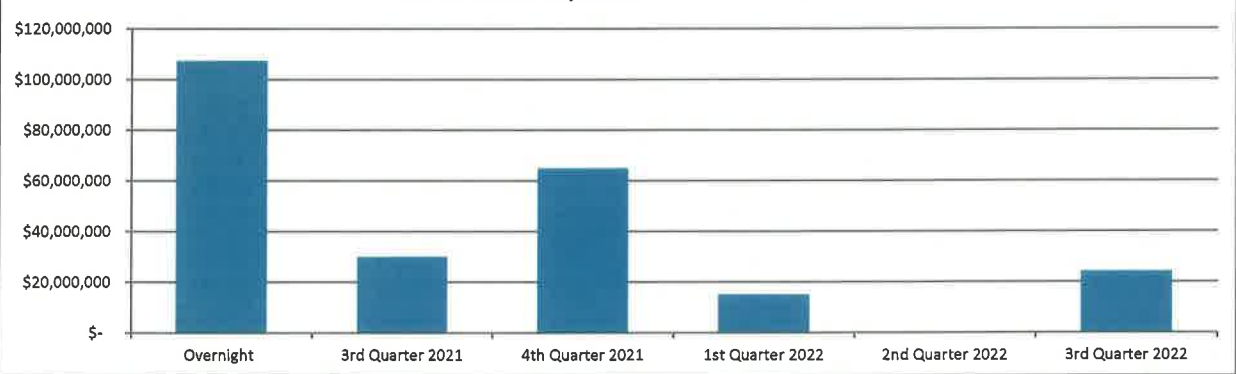
Melinda L. Casillas, Treasurer/Tax Collector/Public Administrator

7/26/21
Date

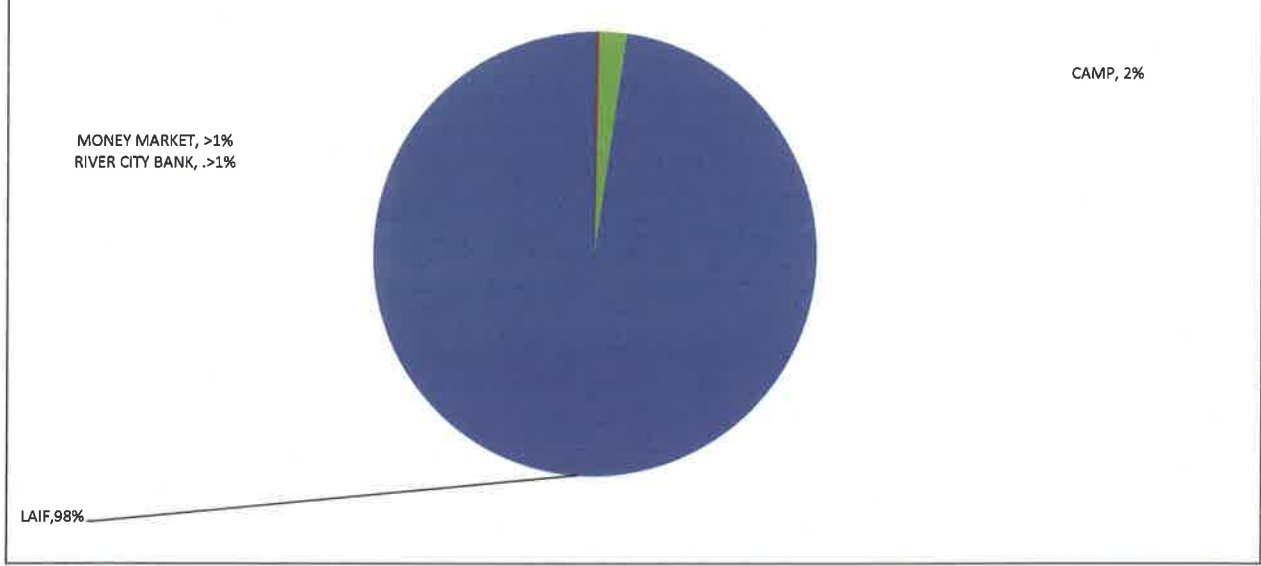
**SAN BENITO COUNTY
TREASURER'S INVESTMENT PORTFOLIO
AS OF JUNE 30, 2021**



**SAN BENITO COUNTY
INVESTMENT AGING
AS OF JUNE 30, 2021**



**San Benito County
Interest Earned
JUNE 2021**





SAN BENITO COUNTY
PORTFOLIO MANAGEMENT SUMMARY
June 30, 2021



STATEMENT OF COMPLIANCE AND AVAILABILITY: I hereby declare, that to the best of my knowledge, all investments held within the County Investment Pool meet the requisites of the government codes and the terms of the County Investment Policy and are valued currently within this report. Market valuations are provided by the County's Custody / Safekeeping Bank, Union Bank. Furthermore, the Investment Portfolio is structured in such a way that sufficient cash shall be available to meet the normal, projected cash needs of the County and the Investment Pool participants during the next six months.

Asset Class	Face Amount/Shares	Market Value	Book Value	% of Portfolio	YTM @ Cost	Days To Maturity
Certificate of Deposit - Negotiable	25,000,000.00	25,001,400.00	25,003,850.81	10.33	0.25	152
Commercial Paper - Discount	50,000,000.00	49,982,350.00	49,966,599.90	20.65	0.15	103
Managed Pool Accounts	103,569,259.68	103,569,259.68	103,569,259.68	42.80	0.20	1
Medium Term Notes	59,229,000.00	59,513,267.50	59,586,226.05	24.63	1.13	223
Money Market	3,844,267.16	3,844,267.16	3,844,267.16	1.59	0.05	1
Total / Average	241,642,526.84	241,910,544.34	241,970,203.60	100.00	0.42	92

Melinda Casillas, Treasurer-Tax Collector

Date

7/22/21



San Benito County

Portfolio Holdings by Asset Class

Report Group: San Benito County

Date: 6/30/2021

Description	Face Amount / Shares	Settlement Date YTM @ Cost	Cost Value Book Value	Market Price YTM @ Market	Market Value Accrued Interest	% Portfolio Gain/Loss	Credit Rating	Days To Call/Maturity Duration To Maturity
Certificate of Deposit - Negotiable								
Credit Agricole YCD Var. Negotiable CD 8/9/2021		3/2/2020	10,011,000.00	100.02	10,002,300.00	4.13%	S&P-A1	40
22532XPA0	10,000,000.00	0.37	10,001,885.71	0.37	5,166.67	414.29	Moody's-P1	0
Svenska Bank NY YCD Var. Negotiable CD 2/1/2022		2/26/2021	15,002,491.97	99.99	14,999,100.00	6.2%	S&P-AA-	226
86959RNA4	15,000,000.00	0.17	15,001,965.10	0.17	3,490.58	-2,865.10	Moody's-Aa2	0
Sub Total Certificate of Deposit - Negotiable	25,000,000.00	0.25	25,013,491.97	0.25	25,001,400.00	10.33%		152
			25,003,850.81		8,657.35	-2,450.81		0
Commercial Paper - Discount								
Banco Santander 0 7/16/2021		3/16/2021	14,991,866.70	100.00	14,999,550.00	6.2%	S&P-A1	16
05970RU68	15,000,000.00	0.16	14,991,866.70	0.07	0.00	7,683.30	Moody's-P1	0.04
Credit Suisse NY 0 12/20/2021		5/24/2021	19,983,666.60	99.94	19,987,600.00	8.26%	S&P-A+	173
2254EAZL0	20,000,000.00	0.14	19,983,666.60	0.13	0.00	3,933.40	Moody's-Aa3	0.47
Mountcliff Funding 0 10/5/2021		5/24/2021	14,991,066.60	99.97	14,995,200.00	6.2%	S&P-A1	97
62455AX51	15,000,000.00	0.16	14,991,066.60	0.12	0.00	4,133.40	Moody's-P1	0.27
Sub Total Commercial Paper - Discount	50,000,000.00	0.15	49,966,599.90	0.11	49,982,350.00	20.66%		103
			49,966,599.90		0.00	15,750.10		0.28
Managed Pool Accounts								
CAMP LGIP		4/7/2014	28,651,259.68	100.00	28,651,259.68	11.84%	None	1
CAMP4500	28,651,259.68	0.05	28,651,259.68	0.05		0.00	None	0
LAIF LGIP		6/30/2013	74,918,000.00	100.00	74,918,000.00	30.96%	None	1
LAIF5000	74,918,000.00	0.26	74,918,000.00	0.26		0.00	None	0
Sub Total Managed Pool Accounts	103,569,259.68	0.20	103,569,259.68	0.20	103,569,259.68	42.8%		1
			103,569,259.68			0.00		0
Medium Term Notes								
Australia & New Zealand Bank MTN Var. Corp 11/		4/12/2019	10,120,820.00	100.35	10,034,700.00	4.14%	S&P-AA-	146
05252ACR0	10,000,000.00	1.02	10,023,254.06	1.02	10,775.02	11,445.94	Moody's-Aa3	0



San Benito County

Portfolio Holdings by Asset Class

Report Group: San Benito County

Date: 6/30/2021

Description	Face Amount / Shares	Settlement Date YTM @ Cost	Cost Value Book Value	Market Price YTM @ Market	Market Value Accrued Interest	% Portfolio Unre. Gain/Loss	Credit Rating	Days To Call/Maturity Duration To Maturity
CUSIP								
Mitsubishi UFJ Fin Group Var. Corp 7/25/2022		4/16/2021	24,446,091.84	100.75	24,410,717.50	10.1%	S&P-A-	390
606822AQ7	24,229,000.00	0.97	24,441,890.06	0.97	42,926.72	-31,172.56	Moody's-A1	0
National Australia BK MTN Var. Corp 7/12/2021		8/9/2017	5,096,160.00	100.03	5,001,450.00	2.07%	Moody's-Aa3	12
6325CODE5	5,000,000.00	1.19	5,006,106.46	1.19	13,032.26	-4,656.46	S&P-AA-	0
Sumitomo Mitsui Finland YCD Var. Corp 10/19/2021		2/5/2021	20,160,840.00	100.33	20,066,400.00	8.31%	S&P-A-	111
86562MAJ9	20,000,000.00	1.36	20,114,975.47	1.36	53,788.14	-48,575.47	Moody's-A1	0
Sub Total Medium Term Notes	59,229,000.00	1.13	59,823,911.84	1.13	59,513,267.50	24.62%		223
Money Market								0
River City Bank MM		7/1/2020	578,652.94	100.00	578,652.94	0.24%	NR	1
RCBCMM	578,652.94	0.33	578,652.94	0.33		0.00	None	0
Wells Fargo Cash		10/31/2016	3,265,614.22	100.00	3,265,614.22	1.35%	None	1
CASH4454	3,265,614.22	0.00	3,265,614.22	0.00		0.00	None	0
Sub Total Money Market	3,844,267.16	0.05	3,844,267.16	0.05	3,844,267.16	1.59%		1
								0
TOTAL PORTFOLIO	241,642,526.84	0.42	242,217,530.55	0.41	241,910,544.34	100.00%		92
			241,970,203.60		129,179.49	-59,659.26		0.06